


SIDE FINISHING PLATE

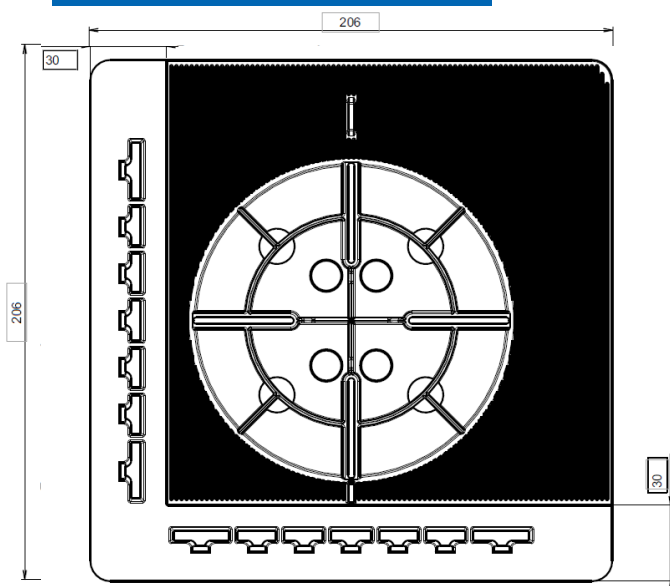
FOR PAVING RISER
PEDESTAL - «ESSENTIAL»
RANGE

Patented System

100% recycled



TECHNICAL DETAILS



- › Material : recycled polypropylene
- › Colour : black
- › Dimensions : 206 mm x 206 mm
- › Weight : 211 g
- › Resistant to extreme temperatures from -30°C to +60°C
- › UV and frost resistant

APPLICATIONS

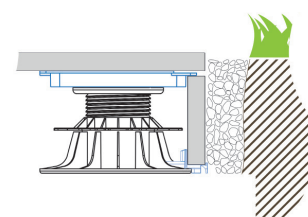
- › Helps for easy installation at edges and corners.
- › Using the side finishing plate and later riser support allows 3 possibilities: finish with a plint, invisible finishing, to create a step.
- › Along a wall, it helps in stabilizing the cut tiles used against the wall.

BENEFITS

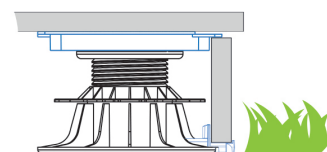
- › No additional tools.
- › The use of a finishing profile is not necessary.
- › Invisible fixing of the plinth.
- › Glue trap system.
- › Spacers can be split using a tool.

Document protected by copyright. Any reproduction, copy, extraction, reuse in others publications, translation or adaptation, display, distribution or modification, in whole or in part, without the written consent of TMP CONVERT is strictly prohibited and will be sanctioned. TMP CONVERT reserves the right to add, modify or delete information to any time without warning.

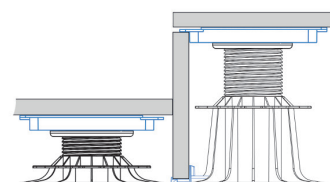
USING



Invisible finishing



Finish with a plint



Possibility to create a step

PACKING

Available in box of 10 parts
(72 boxes per pallet)

RECOMMENDATIONS

- › To clip on the paving riser pedestal head.
- › Please note that once positionned on the riser head, it adds 13 mm to the initial riser height.
- › At corners , use only one finishing plate.
- › Cannot be used with HD 8/20, HD 20/30 and HA 29/39.

French Manufacturer

www.jouplast.com

